



SUMMER VACATION

HOLIDAY HOMEWORK



Name : _____

Class & Section : _____

Roll Number : _____

Subject : _____

Relax

Refresh

Recharge

Learn

“ Use your summer
to learn, have fun
and make beautiful
memories. ”

HAPPY SUMMER HOLIDAYS!

Complete your homework neatly and submit it on time. ♥



Dear Students,

Wishing you all a happy and refreshing summer vacation. I hope you enjoy this break by spending quality time with your family and friends. Along with having fun and relaxing, please remember to complete your holiday homework on time. It is a great way to continue learning and remain connected with your studies during the holidays.

I am very pleased with the dedication, effort, and enthusiasm each one of you has shown throughout this semester. Keep learning, stay motivated, and continue exploring new things.

Looking forward to meeting you all again when school reopens on **Wednesday, 1st July, 2026.**

Best wishes,

Rajesh Sharma

Dear Parents,

- Summer vacation will commence from **Monday, 18th May, 2026** to **Tuesday, 30th June, 2026.** The school will reopen on **Wednesday, 1st July, 2026.**
- In order to keep children productively involved during the holidays, holiday homework has been assigned. We request parents to encourage and assist your child in completing the work sincerely and with creativity.
- Subject-wise homework details have been provided separately.



Important Instructions

- Take printouts on A4 size sheets and do the work as directed.
- Marks will be awarded for every assignment worksheet/project in the upcoming **Term-1 Examination**.
- Project/assignment worksheets will be assessed and awarded on the basis of neatness and creativity.
- All assignments must be submitted in a transparent folder with your ward's name, roll no. and class mentioned on it.
- The completed holiday homework must be submitted to the school on **Monday, 6th July, 2026**.
- Wishing you all a joyful and relaxing summer vacation!

PROJECT WORK

English - Roll No. 1 to 6

Make a beautiful vowel sheet using the below link.

Link: <https://youtube.com/shorts/sFfqyslISuw?si=j8F56vu2du0mmM5B>

Hindi - Roll No. 7 to 12

A 3 शीट पर सुंदर तितलियाँ बनाकर उसमें वचन बदलो शब्द लिखो । नीचे दिए गए लिंक की सहायता से ।

Link: <https://youtu.be/LW5VxUAkzEY?si=kvRWHcwHj7P1ZZ-N>

Maths - Roll No. 13 to 18

Write multiplication tables on waste plastic bottle with the help of given video.

Link: <https://youtube.com/shorts/ov7eqUjWyq0?si=ZTwSQs6JEgUqdoM5>

EVS - Roll No. 19 to 24


Make the beautiful animals and their home using the below link.

Link: <https://youtube.com/shorts/rJ5ivshOK4g?si=MeanfaGmRKiX9CJv>

Computer - Roll No. 25 to 30

Model work

"My Smart Machine" Robot: Build a 3D robot using recycled tins and foil. Label it as a "Smart Machine" and list three things it can do that humans cannot.



Link: <https://youtu.be/t0Lozvon93g?feature=shared>

Safety Troop - Roll No. 31 onwards

Draw your body care chart using the link given below.

Link: <https://youtube.com/shorts/761iHzQEdvQ?si=Bvmy902TPjZBLy1>

G.K - Roll No. 1 to 12

You have to make a mini-island model of Lakshadweep island.

Project Instructions are:-

- Create the Base: Use different coloured clay to build your mini island model.
- Materials required: Decorate it using natural materials found on islands such as,
Shells
Coconut husks
Sand
Bamboo stick
- Place your model inside a box so it is easy to carry and stays safe.

Link: <https://youtube.com/shorts/PapMmxk5XXQ?si=P0kABYfHxyUjXt2U>

G.K - Roll No. 13 to 24

You have to make a mini-island model of Lakshadweep island.

Project Instructions are:-

- Create the Base: Use different colored clay to build your mini island model.
- Materials required: Decorate it using natural materials found on islands such as,
Shells
Coconut husks
Sand
Bamboo stick
- Place your model inside a box so it is easy to carry and stays safe.

Link: <https://youtube.com/shorts/nkRV3yQKTGo?si=TJ8d4Tor1HQfJv5Y>

G.K - Roll No. 25 onwards

You have to make a mini-island model of Lakshadweep island.

Project Instructions are:-

- Create the Base: Use different coloured clay to build your mini island model.
- Materials required: Decorate it using natural materials found on islands such as,
Shells
Coconut husks
Sand
Bamboo stick
- Place your model inside a box so it is easy to carry and stays safe.

Link: <https://youtube.com/shorts/nkRV3yQKTGo?si=TJ8d4Tor1HQfJv5Y>

Drawing - Roll No. 1 to 18

Pencil Shaving Art

Materials: Pencil shavings, glue

Steps:

Use shavings to make flowers and butterflies.

For example:



Drawing - Roll No. 19 onwards

Paper Flower Bouquet

Materials: Colored paper, glue, straws

Steps:

Cut flower shapes.

Paste on straws.

Arrange in a paper vase.

For example:



Subject – English

Q1. Read the description and colour accordingly.

What can you do?

catch

cook

count

swim

drive

ride

draw

read



1. I can



2. I can books.



3. I can pictures .



4. I can a bike .



5. I can



6. I can the ball.



7. I can from 1-20.




8. I can a car .


Q2 Read and Color




My umbrella is pink
and blue.



The flower is red
and yellow.




The ribbon is blue
and yellow.




The bug is red and
black.




The cupcake is red
and pink.



My caterpillar is green
and orange.



The bee is yellow
and black.











My kite is purple
and pink.



The butterfly is pink
and purple.










Q3 Color as per instruction.
















-
-  Color the **sun orange**. 
 -  Color the **crab red**. 
 -  Color the **sand yellow**. 
 -  Color the **bucket pink**. 
 -  Color the **sea dark blue**. 

Q4 Read the following picture story, complete with words:

sea	walk	canoeing	tent	mushrooms	camp	boat	towns
car	ball	parents	sunny	bus	woods	friends	fishing
blueberries	castles	plane	swimming	sunbathing	island		

I always go to a summer  , with my  in July. We stay in a  near a river. On  days, we go  , or play  games. We also like picking  and  in the 

Sometimes we go on a trip. We can  or go by  , visit old  , or interesting  In August my  have their holidays, too. We travel the  We fly by  to the seaside in far-away countries or even to an  When my dad drives a  , we always take a  with us to go  along the beach. Mum loves  , but dad prefers 

SUBJECT: HINDI

प्र० 1. दिए गए विशेषण शब्दों की सहायता से खाली स्थान भरिए ।

काले, साहसी, मधुर, आलसी, सुंदर, मीठा, भला, दस

1. खरबूजा बहुत _____ है।

2. मेरी साड़ी _____ है।



3. निलेश _____ लड़का है।

4. जतिन बहुत _____ आदमी है।



5. मेरे पास _____ तोला सोना है।

6. मेरे पास _____ जूते हैं।

7. कोयल का स्वर _____ है।



8. राम _____ लड़का है।


प्र० 2. नीचे दिए गए शब्दों में से संज्ञा शब्द पर गोला लगाओ।

राजू पीना चीन बड़ा
इंडिया गेट बस नाचना सुन्दर
पीला मोहन चलना गंगा नदी
हिमालय मुंबई अलमारी लिखना
बगीचा शिकार पानी फूल

प्र० 3. नीचे दिए गए एकवचन और बहुवचन शब्दों को मिलाइए।

बुढ़िया	डिब्बे
कुत्ता	बच्चे
तारा	कथाएँ
बस्ता	बुढ़ियाँ
डिब्बा	सेनाएँ
कथा	तारे
सेना	कुत्ते
बच्चा	बस्ते

प्र0 4. चित्र देखकर खाली स्थान भरें ।



कहानी , पेड़ , हरियाली , बच्चे , बगीचे

1. यह _____ का चित्र है ।
2. बगीचे में _____ खेल रहे हैं ।
3. दो बच्चे _____ पर बैठे हैं ।
4. माँ रीना को _____ सुना रही है ।
5. बगीचे में _____ है ।

Subject: Maths


























1. Given below are numbers from 21 to 31:

21, 22, 23, 24, 25, 26, 27, 28, 29, 30, 31

i. Encircle every fifth number starting from 21.

ii. Which number is the 7th in the sequence starting from 21?

2. Complete the pattern:

3. Write the numbers in numerals:

i. Twenty nine: _____

ii. 7 hundreds 2 tens and three: _____

4. How many digits are there in the following numbers? Write complete words:

i. 10 : _____

ii. 1000: _____

iii. 999 : _____

5. Find the number obtained by adding (1) to each of the following:

i. 99 _____

ii. 1000 _____

iii. 101 _____

6. Solve the following:

$$\begin{array}{r} 523 \\ + 786 \\ \hline \end{array}$$

$$\begin{array}{r} 732 \\ - 382 \\ \hline \end{array}$$

$$\begin{array}{r} 441 \\ + 569 \\ \hline \end{array}$$

$$\begin{array}{r} 869 \\ - 778 \\ \hline \end{array}$$

$$\begin{array}{r} 339 \\ + 528 \\ \hline \end{array}$$

$$\begin{array}{r} 412 \\ + 818 \\ \hline \end{array}$$

$$\begin{array}{r} 322 \\ - 174 \\ \hline \end{array}$$

$$\begin{array}{r} 274 \\ + 299 \\ \hline \end{array}$$

$$\begin{array}{r} 323 \\ - 168 \\ \hline \end{array}$$

$$\begin{array}{r} 226 \\ + 286 \\ \hline \end{array}$$

$$\begin{array}{r} 726 \\ + 189 \\ \hline \end{array}$$

$$\begin{array}{r} 659 \\ - 368 \\ \hline \end{array}$$

$$\begin{array}{r} 323 \\ + 592 \\ \hline \end{array}$$

$$\begin{array}{r} 693 \\ - 287 \\ \hline \end{array}$$

$$\begin{array}{r} 342 \\ + 185 \\ \hline \end{array}$$

7. Count the objects and tell where there is an odd or even number of objects:



How many sheep? _____
Odd or even? _____



How many bananas? _____
Odd or even? _____



How many babies? _____
Odd or even? _____




How many cats? _____
Odd or even? _____

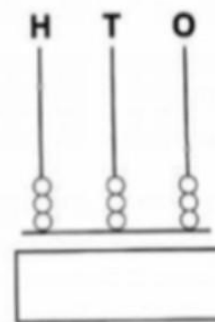
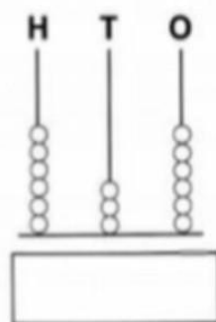
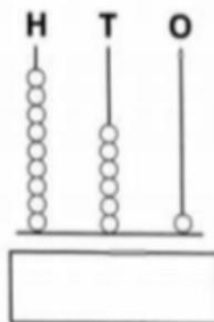
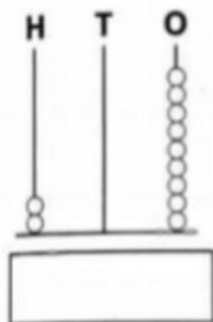
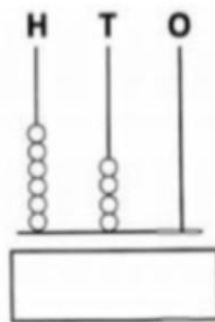
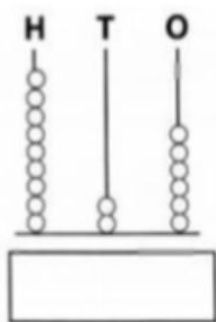
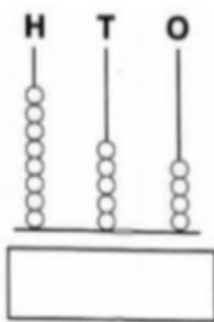
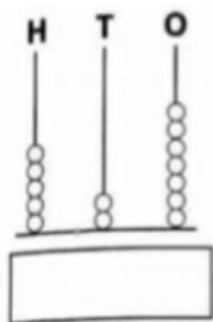


How many frogs? _____
Odd or even? _____

8. Color the shapes in the train as given below:



9. What number does the abacus show? Write in the box:



Subject - E.V.S

Q1 know about you with the help of the activity.

About

My name is:

ME!

These are the people in my family:



I am



years old

This is me...

My favorite hobby is:




My favorite animal is:

My favorite book is:

When I grow up,
I want to be:


My favorite color is:



Q2. Colour the different seasons of India.



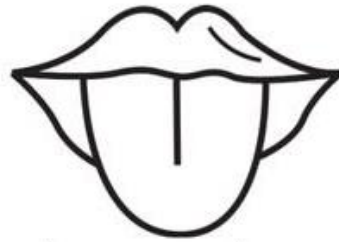
Q3. Sequence the picture and colour it.



Q4. Trace the word and colour the picture.



see



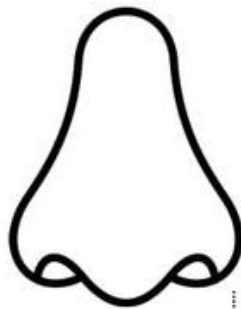
taste



touch



hear

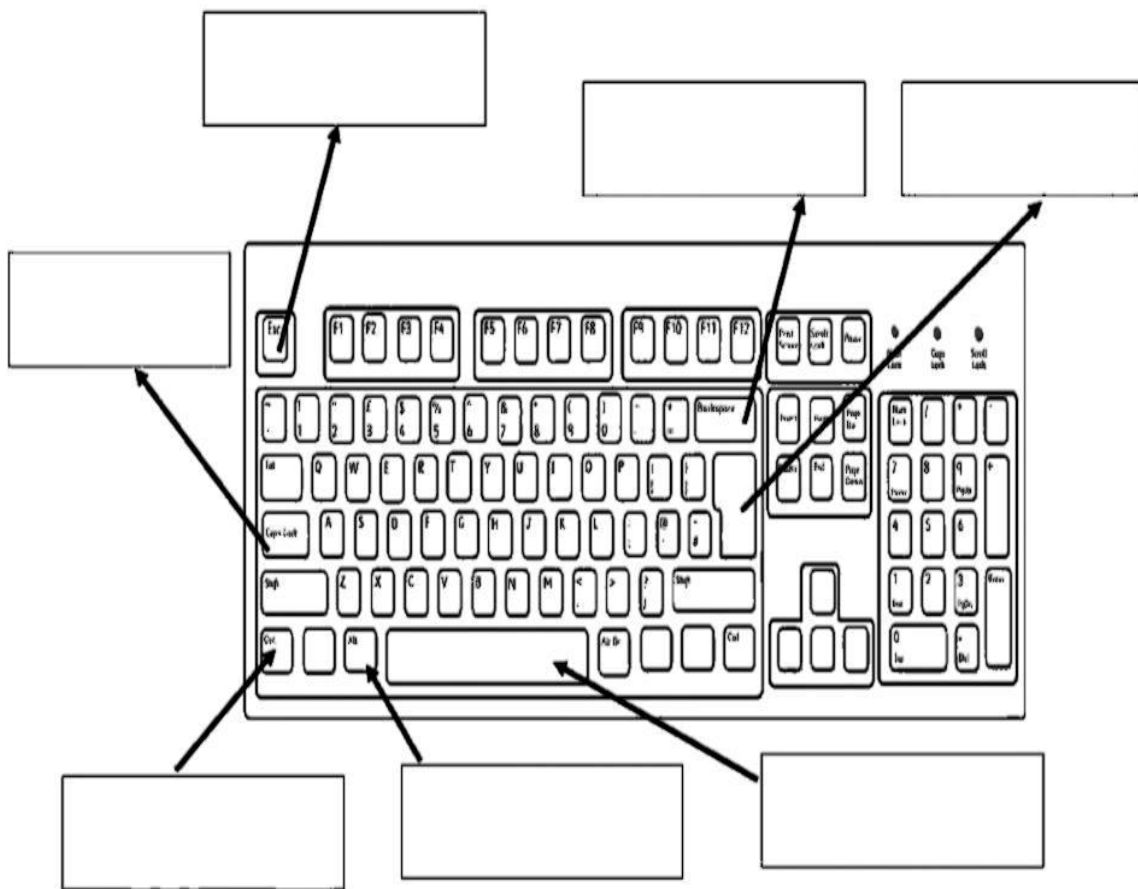


smell


SUBJECT: COMPUTER

1. Label the following computer keyboard keys using the words provided below.

- Backspace key
- Caps lock key
- Control key
- Escape key
- Enter key
- Space bar key
- alternate key



2. Colour the picture and label the computer parts.



a.

b.

c.

d.

e.

f.

g.

h.

SUBJECT: SAFETY TROOP

Q1. Write some ways by which you can save the Earth. Also colour the picture.

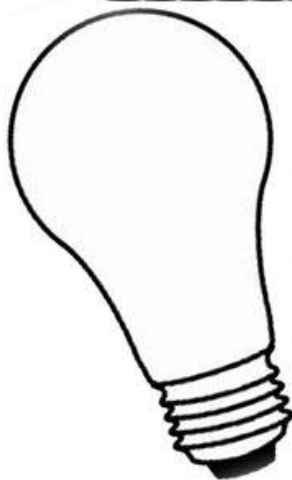
I can help the Earth

By: _____



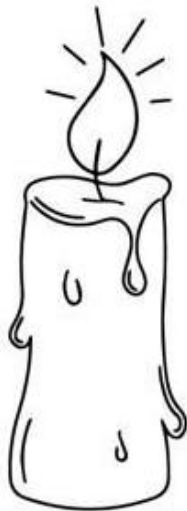



I can reuse:

I can recycle:



I can reduce:

Q2. There are safe and unsafe things in your home. Color the safe things.











Q3. Colour the safety chart.

SAFETY



**DON'T OPEN
THE DOOR TO
STRANGERS**


Q4. Cut and paste the given pictures in the different reduce ,reuse and recycle column.

Reduce	Reuse	Recycle	
 Paper	 Plastic	 Fuel	 Batteries
 Metal	 Boxes	 Water	 Electricity


Subject - G.K

1. Fill in the blanks by using the given words.

ant hill , den , kennel , web , hive , burrow

1.  A _____ is a house for a rabbit.



2.  A _____ is a house for a spider.



3.  A _____ is a house for an ant.




4.  A _____ is a house for a bee.







5.  A _____ is a house for a fox.






6.  A _____ is a house for a dog.



2. Fill in the appropriate word from the pictures:





I use my _____ to taste.





I use my _____ to see.

I use my _____ to hear.

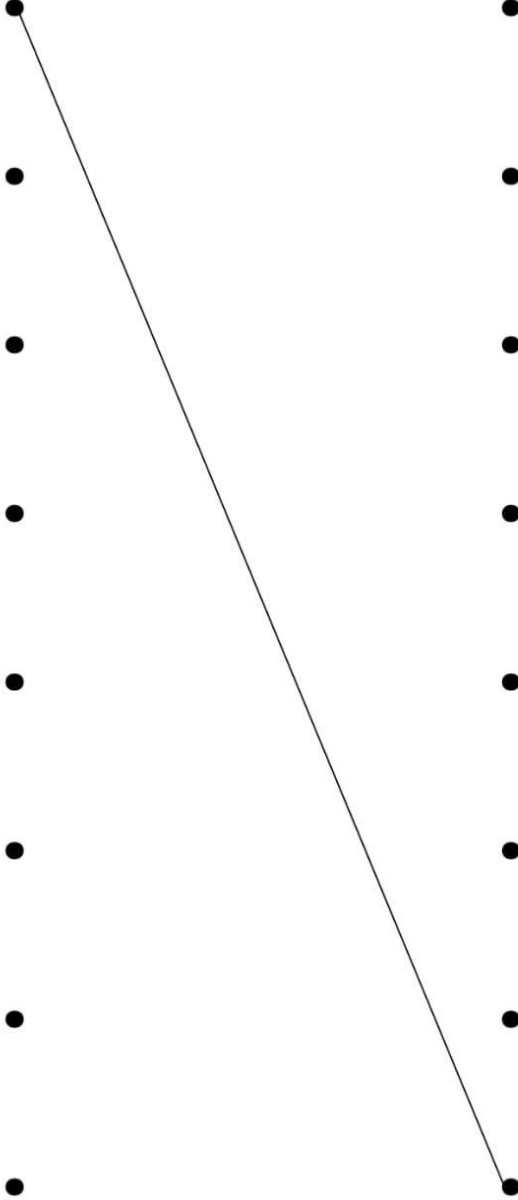

   

I use my _____ to smell.

I use my _____ to touch.

3. Match the product with the correct animal:



4. Look at the picture and circle the correct word:



peppermint
saffron



lavender
basil



cinnamon
cloves



hibiscus
peppermint



lavender
anise



basil
saffron



turmeric
basil



anise
peppermint



lavender
cinnamon



saffron
dill

