

**DELHI ENGLISH ACADEMY**  
**(CBSE Affiliated Senior Secondary School)**



Dear Students of DEA.

Happy summer vacation! Enjoy some well-deserved fun and relaxation. Remember to stay safe, learn something new, and come back refreshed.

See you soon!

Rajesh Sharma

Principal

# Delhi English Academy School

## Summer Holiday Homework

Session- 2025-26

Class-I



Name: \_\_\_\_\_

Roll No.: \_\_\_\_\_



## **DELHI ENGLISH ACADEMY SR. SEC. SCHOOL**

### **HOLIDAY'S ASSIGNMENT (2025-2026)**

#### **CLASS – I**

Summer Holiday begins from 16.05.25 (Friday) to 30.06.25 (Monday). The school will reopen on 01.07.25 (Tuesday)

#### **General Instructions:**

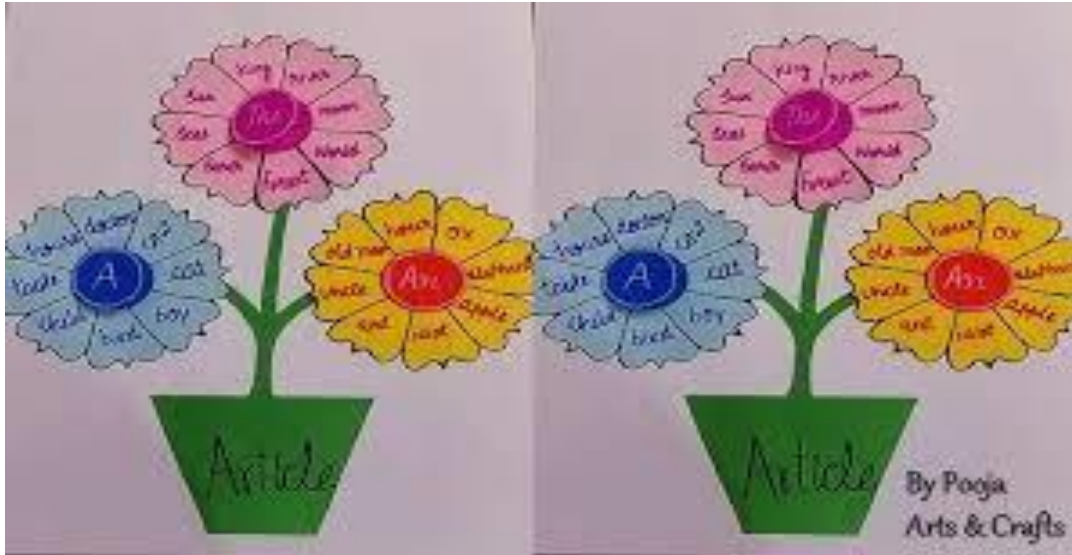
1. Practice English conversation with your friends and family members.
2. Enhance your taste buds with lots of veggies and seasonal fruits.
3. Take print out of worksheet on an A4 size sheet and do the assignment neatly as directed.
4. Project/ homework will be assessed and awarded on the basis of neatness and creativity.
5. All assignment worksheet must be submitted positively in polybag/folder along with your name, class, roll number mention on it.
6. Marks will be given for every activity assignment in Term - 1 examination.
7. **The holiday assignment will be submitted in the school on 08.07.25 (Tuesday)**

## PROJECT WORK

**Subject: English**

**Activity 1: Make an art and craft on ‘Article’. (Roll no1to 11)**

For example:



Activity 2: Make an art and craft on ‘Good Manners’. (Roll no12 to 22)

For example:






Activity 3: Make a beautiful craft work on noun. (Roll no.23 to 33)

For example



Activity 4: Make a beautiful craft work on describing words. (Roll no 34 to 44)

For example



## Subject-Hindi

Activity 1: वचन बदलो



Roll No: 1 to 11 [TLM Hindi/Vachan Badlo/Hindi Project/tlm for primary/hindi working model #shorts #shoolproject - YouTube](#)

#### Activity 2: विलोम शब्द



Roll No: 12 to 22 [Hindi TLM/Vilom Shabd/Hindi project/tlm for primary/Hindi working model](#)

#### Activity 3: मात्रा चक्र



Roll No: 23 to 33 [Hindi TLM/Matra chakra/Hindi project/tlm for primary/Hindi working model](#)

#### Activity 4: शब्द बनाओ



Roll No: 34 to 44 [how to make tlm / tlm for primary school / tlm for class 1 and 2 / tlm kaise banaye / hindi tlm](#)

## Subject: Maths

Activity 1: Make a beautiful craft work on the topic of addition. (Roll no.1 to 11)



Activity 2: Make a beautiful craft work on the topic of ascending and descending order by using disposal cup. (Roll no 12 to 22) link is given below.



<https://www.youtube.com/watch?app=desktop&v=hIT227h07wl>

Activity 3: Make a beautiful craft work on the topic of Subtraction. (Roll no 23 to 33)

For example





Activity 4: Make a beautiful craft work on the topic of time. (Roll34 to 44)

For example



## **Subject : EVS**

Activity1: Healthy and Unhealthy Food



Roll No: 1 to 11 [healthy and unhealthy food project for school #shortvideo #shorts #artwithpassion - YouTube](#)

Activity2: Seasons



Roll No: 12 to 22 [season model for school project/ 3d seasons Modal #tranding #viral #seasons modal - YouTube](#)



### Activity3: Traffic Signal



Roll No: 23 to 33 [Traffic Signal & signs School project for class 1 to 3](#)

### Activity4: Animal Home



Roll No: 34 to 44 <https://youtube.com/shorts/EG4HFVdyYXE?si=Fe6BifmylWZv8Rvf>

### Subject- Computer

#### Activity 1: Uses of computer

Roll no:- 1 to 11 will make this activity.

Paste five pictures of uses of computer on a chart paper, also write their name.



## Activity 2: Places where we use computer

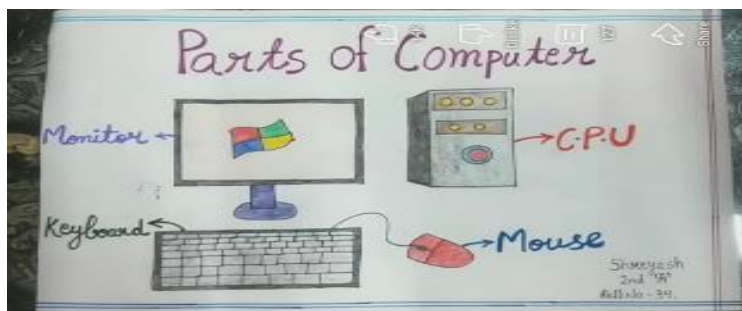
Roll no:- 12 to 22 will make this activity.

Paste five pictures of places where we use computer on a chart paper, also write their names.



## Activity 3: Parts of computer


Roll no:- 23 to 33 will make this activity.



Link: <https://youtube.com/shorts/1DVWq2F05cs?si=U7pPGkyibIQR6jJV>

## Activity 4: DIY Laptop making

Roll no:- 34 to 44 will make this activity.



Link: <https://pin.it/4UIXas4bt>

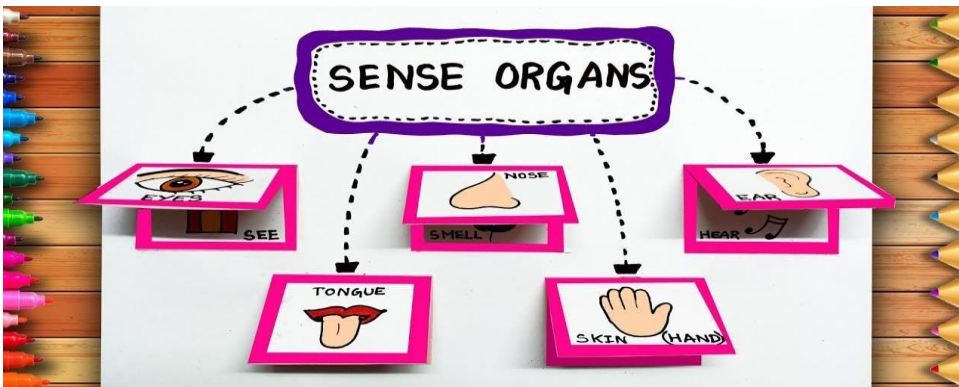
## Subject: G.K.

Activity 1: Make a beautiful craft work on the topic of different types of rooms. (Roll no.1 to 11)



<https://images.app.goo.gl/CgjscbeuquV5TTLW6>

Activity 2: Make a beautiful craft work on the topic of sense organs. (Roll no.12 to 22)



<https://images.app.goo.gl/XqjK2yFWXJ3CEjxw9>

Activity 3: Make any one mask of your favourite cartoon character. (Roll no.23 to 33)





Activity 4: Make a beautiful chart on good touch and bad touch. (Roll no 34 to 44)



## **Subject: Drawing**

Activity 1: Make a beautiful craft work on wall hanging. (Roll no.1 to 11)



<https://images.app.goo.gl/37nJfydGEZgJFA Yn7>

Activity 2: Make a beautiful greeting on father's day. (Roll no.12 to 22)



<https://images.app.goo.gl/5yYbhfYEnnqZZJdp6>

Activity 3: Make a beautiful pen holder by using waste materials. (Roll no.23to 33)



<https://images.app.goo.gl/cePuc4R2zQEsy25k8>



Activity 4: Make a beautiful photo frame. (Roll no.34 to 44)



<https://youtu.be/z0uMKI0vco0?si=3AvzNBqVcbzFDkoz>

**Subject: English**

**Name:** \_\_\_\_\_

Q1. Complete the words with correct vowel sounds.

a

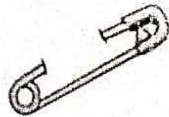
e

i


o

u

p \_ \_ n.



m \_ \_ t.



\_ \_ nt.



p \_ \_ n.




m \_ \_ g.



\_ \_ nk.



\_ \_ gg.



b \_ \_ g.




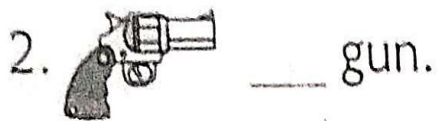


Name: \_\_\_\_\_

Q2. Fill in the blanks with correct articles.

A

An




Name: \_\_\_\_\_

Q3. Write many of:



bun



bun



ball



ball



bat



bat



star



star



table



table



bird

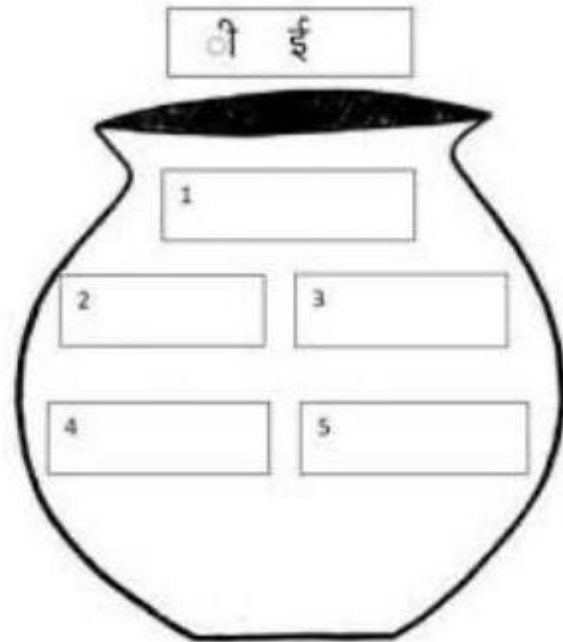
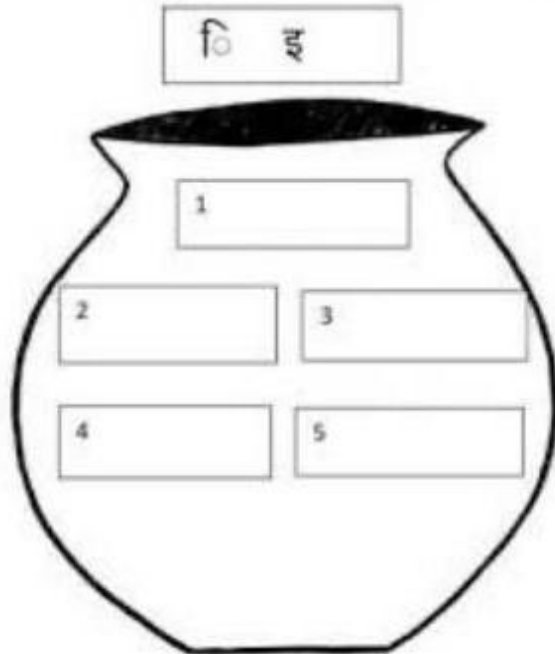


bird



## Subject: Hindi

Name: \_\_\_\_\_



Name: \_\_\_\_\_

## लिंग

लिंग बदलो - (जैसे : दादा-दादी।)



लड़का - \_\_\_\_\_

नाना - \_\_\_\_\_

चाचा - \_\_\_\_\_

मामा - \_\_\_\_\_

आदमी - \_\_\_\_\_

मुर्गा - \_\_\_\_\_

घोड़ा - \_\_\_\_\_



सही जोड़ी मिलाइए।

राजा

देव

भाई

काका

शेर

मोर

बकरा

मोरनी

बकरी

शेरनी

देवी

काकी

रानी

बहन



Name: \_\_\_\_\_

उ ( ु ) की मात्रा वाले शब्द



ख + ु + श

=



च + ु + प

=



द + ु + ख

=



प + ु + ल

=



प + श + ु

=



ग + ु + ल + ा + ब

=



स + ु + ब + ह

=



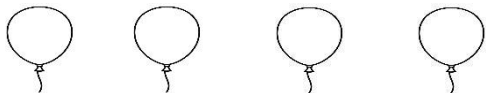
ध + न + ु + ष

=

## Subject: Maths

Name: \_\_\_\_\_

Q1. Count pictures and match the numbers.



6



4




3



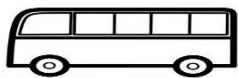
2



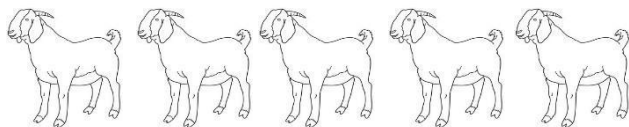
8



1



5



7

Q2. Compare the numbers by using  $<$ ,  $>$  or  $=$  sign.

11 ○ 20

2 ○ 5

19 ○ 18

9 ○ 1

12 ○ 17

10 ○ 10

14 ○ 15

8 ○ 3

23 ○ 23

22 ○ 29

30 ○ 25

28 ○ 27



**Name:** \_\_\_\_\_

Q3. Circle the correct number for each word.

Twelve	13	12	19
Sixteen	16	9	12
Nine	7	6	9
Fourteen	14	18	19
Nineteen	15	4	19
Eighteen	12	18	13
Six	9	4	6
Twenty	20	12	11
Fifteen	14	15	17
Eight	8	14	18
Seventeen	12	15	17
Three	3	13	7
Ten	20	10	9
Thirteen	13	14	16
Four	2	4	7
Twelve	18	16	12

Name: \_\_\_\_\_


Q4. Addition: Count the objects write the numbers and find the sum.




+




=



+



=



+



=



+



=



+

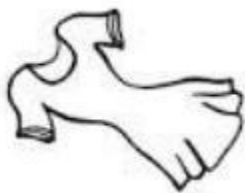


=

**Subject: EVS**

Name: \_\_\_\_\_

Name \_\_\_\_\_



skirt

hat

pants

sweater

shorts

shirt

dress

socks

shoes

jacket




# Streetlight Colors


Name \_\_\_\_\_



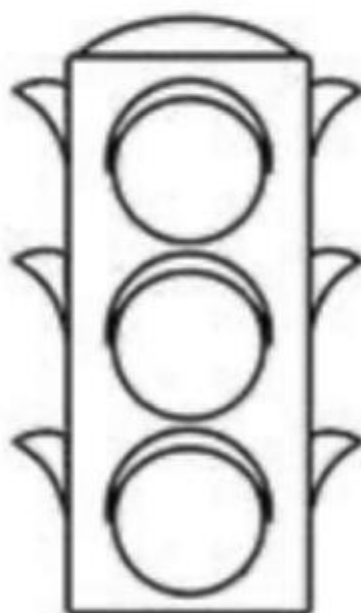
Directions: Color the lights according to the action.



**GO**



**STOP**



**SLOW**





Name: \_\_\_\_\_

# FOOD



pizza

bananas



strawberries

eggs



oranges

pasta




grapes

burger



rice

apples



ice cream

carrots



## Subject: Computer

Name: \_\_\_\_\_

**Oral: - Learn five places where people use computer and uses of computer.**

**Learn five names of smart machines.**

**Q1. Color beautifully the picture.**



Name \_\_\_\_\_ Grade1 \_\_\_\_\_

## Matching - Computer Parts

**Directions:** Identify and match each computer term.



1.

A. Keyboard



2.

B. Monitor



3.

C. Printer



4.

D. CPU



5.

E. Mouse



6.

F. Speakers