



Dear Students of DEA,

Happy summer vacation! Enjoy some well-deserved fun and relaxation. Remember to stay safe, learn something new, and come back refreshed.

See you soon!

Rajesh Sharma
Principal

A vibrant summer-themed illustration. In the center is a large white oval with a gold border. Above it, the words "HAPPY HOLIDAYS" are written in a red, playful font, followed by two party face emojis. Below the oval, the word "SUMMER" is written in large, colorful, 3D block letters (S: yellow, U: red, M: green, M: blue, E: pink, R: orange) on a brown sandy beach. To the left of the letters are two coconuts, one with a blue straw. To the right is a beach ball and a small orange crab. The background features a sunset sky with orange and pink clouds, palm trees, and three beach umbrellas (one red and white striped, two red and yellow striped). A blue surfboard is also visible. The entire scene is set on a small island in blue wavy water.

HAPPY
HOLIDAYS 🎉 🎉

Name.....

class.....

Roll no.....

SUMMER



**DELHI ENGLISH ACADEMY SR.SEC. SCHOOL
HOLIDAY'S ASSIGNMENT (2025-2026)
CLASS – PRE – SCHOOL**

D/P

Summer break starting from 16 /05/25 (Friday) to 30/06/25 (Monday).The school will reopen on 1/07/25 (Tuesday)

Some holiday homework has been given to your child. Kindly help your child to complete the given holiday homework diligently and creatively. Subject wise home work is mentioned below.

[Important Instructions](#)

- All assignment activities must be submitted positively in a carry bag/folder along with your child name, class roll numbers mentioned on it.
- Paste all assignments worksheets in 3-in-1 notebook according to their respective subjects.
- Marks will be given for every activity assignment in the upcoming **TERM-1** Examination.
- The following holiday's assignments will be submitted in the school on 8/07/25 (Tuesday).
- Please note that all activities should be completed based on your child's roll numbers.

ENGLISH

Oral :- Learn Alphabet Aa to Zz with its phonetic sound.

Literacy skill book:- Read page no 2 to 9

Fun with Rhymes :- Learn story –Lion and the Mouse (page no 38,39)

Fun with patterns:- Do page no 31 to 36

Do all activities with the help of the link provided

Activity 1:-A to z with vocabulary.



<https://youtube.com/watch?v=xmAH3MP1mmv8&feature=shared>

Use colourfull papers and big size cutouts for this activity according to given roll numbers

Roll no:- 1 & 2 A, B and C

Roll no:- 3 & 4 D, E and F

Roll no:- 5 & 6 G, H and I

Roll no:- 7 & 8 J, K and L

Roll no:- 9 & 10 M, N and O

Roll no:- 11 & 12 P, Q and R

Roll no:- 13 & 14 S, T, U and V

Roll no:- 15 & 16 W, X, Y and Z

Activity 2:-Roll no.:- 17 to 22 (Alphabet Learning Model.)

<https://youtu.be/?si=EHyqZccBIIIwKy5>



Use white chart paper for this activity.

HINDI

मौखिक%&- स्वर एवं व्यंजन – अ से अः तक। क से ज तक ।

अक्षर कुटीर – पेज न. 1 से 9 (पठनकार्य)

गतिविधियों को दिए गए लिंक की सहायता से रोल नं के अनुसार पूर्ण करें A

गतिविधि 1 चित्रों के कट आउट



चित्र की सहायता से नीचे दिए गए रोल नं के अनुसार स्वरों के बड़े आकार वाले कट आउट बनाए ।

रोल न.1 और 2 – स्वर अ, आ एवं इ

रोल न.3 और 4 — स्वर ई, उ एवं ऊ

रोल न.5 और 6 — स्वर ऋ, ए एवं ऐ

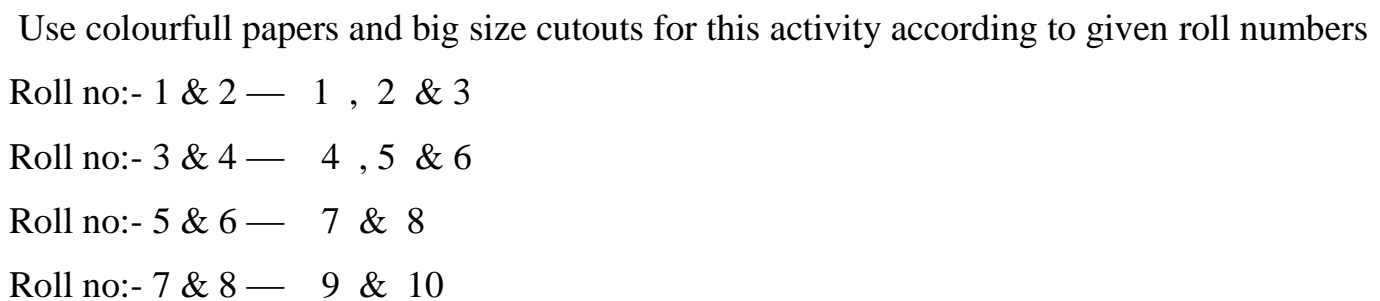
रोल न.7 और 8 – स्वर ओ औ एवं अं

गतिविधि 2 स्वर (रोल न.9 से 14)

https://youtu.be/5gkDeQCFKcs?si=XBf5rQ_mwvJ4hQJE



https://www.youtube.com/watch?v=cpiST4-mlzs&ab_channel=AryanArtWorks



Activity 2:- SHAPES

Use colourfull papers and big size cutouts for this activity according to given roll numbers

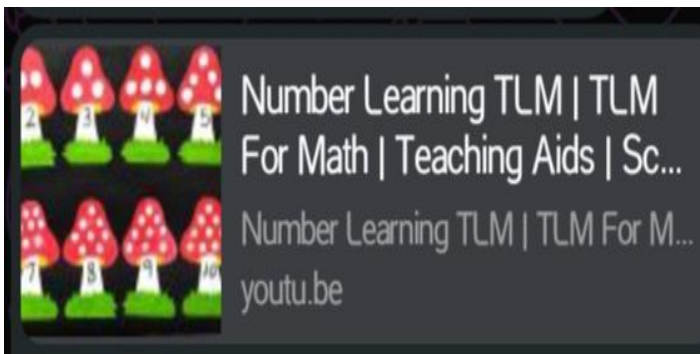


Roll no:- 9 to 12 (Triangle, Circle)

Roll no:- 13 to 16 (Square, Rectangle)

Activity3 :Number learning (Roll no : 17 to 22)

<https://youtu.be/EM7WXM51JnA?si=O3-oFMjqjceekop>



EVS

Learn:- Wild, farm and pet Animals names.

Do all activities with the help of the link provided.

Activity 1 :- Magic word (Roll no.:- 1 to 5)

<https://youtu.be/fuho2DF8PzE?si=kRIg5dXai-Vn39Ge>



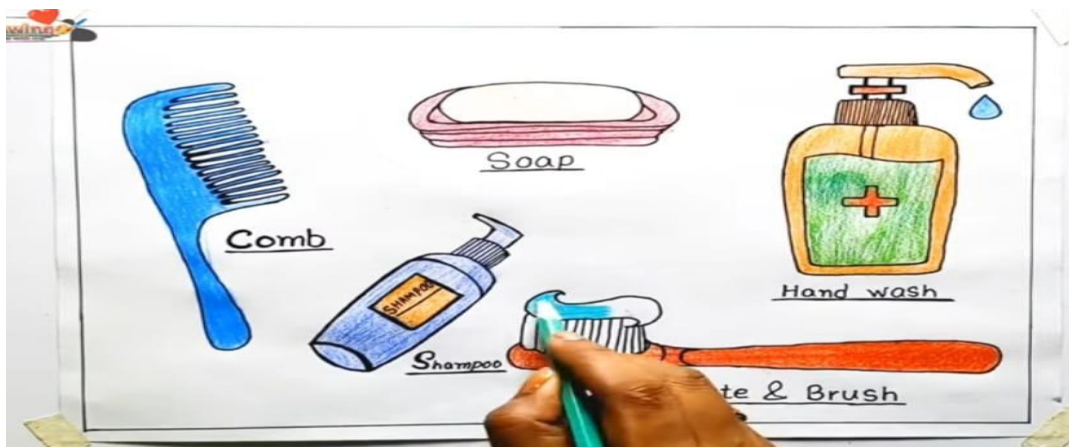
Activity 2 :- Healthy Foods (Roll no - 6 to 12 .)

<https://www.facebook.com/share/r/16VeZ3os1C/>



Activity 3:- Keeping Clean Yourself (Roll no 13 to 22)

<https://youtu.be/G8vAqGy3ero?si=aNVaDYa7TAjFam5w>



ENGLISH:-

NAME:-_____

Let's Revise Letter Aa! 

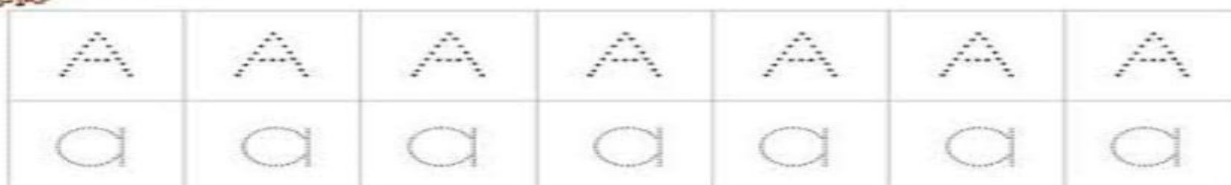
Color it!

Aa

Mark it!



 Trace it!

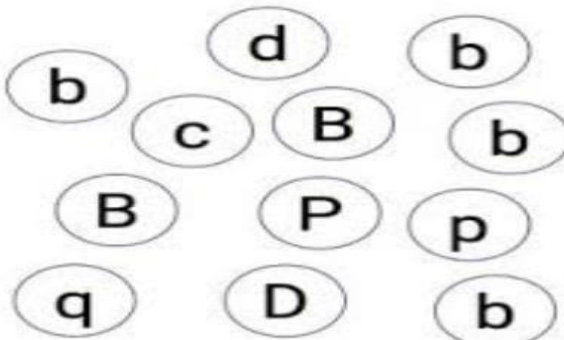


Let's Revise Letter Bb! 

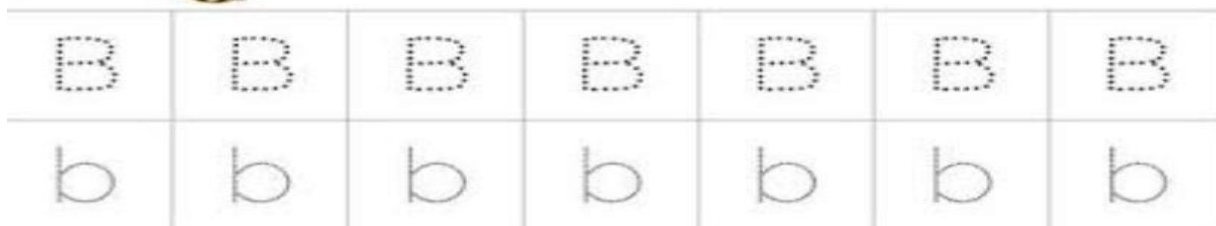
Color it!

Bb

Mark it!



Trace it! 



NAME _____

Let's Revise Letter Cc!



Color it!	Mark it!



Trace it!

C	C	C	C	C	C	C
c	c	c	c	c	c	c

Let's Revise Letter Dd!



Color it!	Mark it!



Trace it!

D	D	D	D	D	D	D
d	d	d	d	d	d	d

HINDI:-

NAME:- _____

अ



अनार



अदरक



अमरूद

अ अ अ अ अ अ अ

अ अ अ अ अ अ अ

अ अ अ अ अ अ अ



आ



आम



आग



आलू

आ आ आ आ आ आ आ

आ आ आ आ आ आ आ

आ आ आ आ आ आ आ



NAME:-_____

इ



इमली



इमारत



इंजन

इ इ इ इ इ

इ इ इ इ इ

इ इ इ इ इ

इ इ इ इ इ

ई



ईख



ईनाम



ईंट

ई ई ई ई ई

ई ई ई ई ई

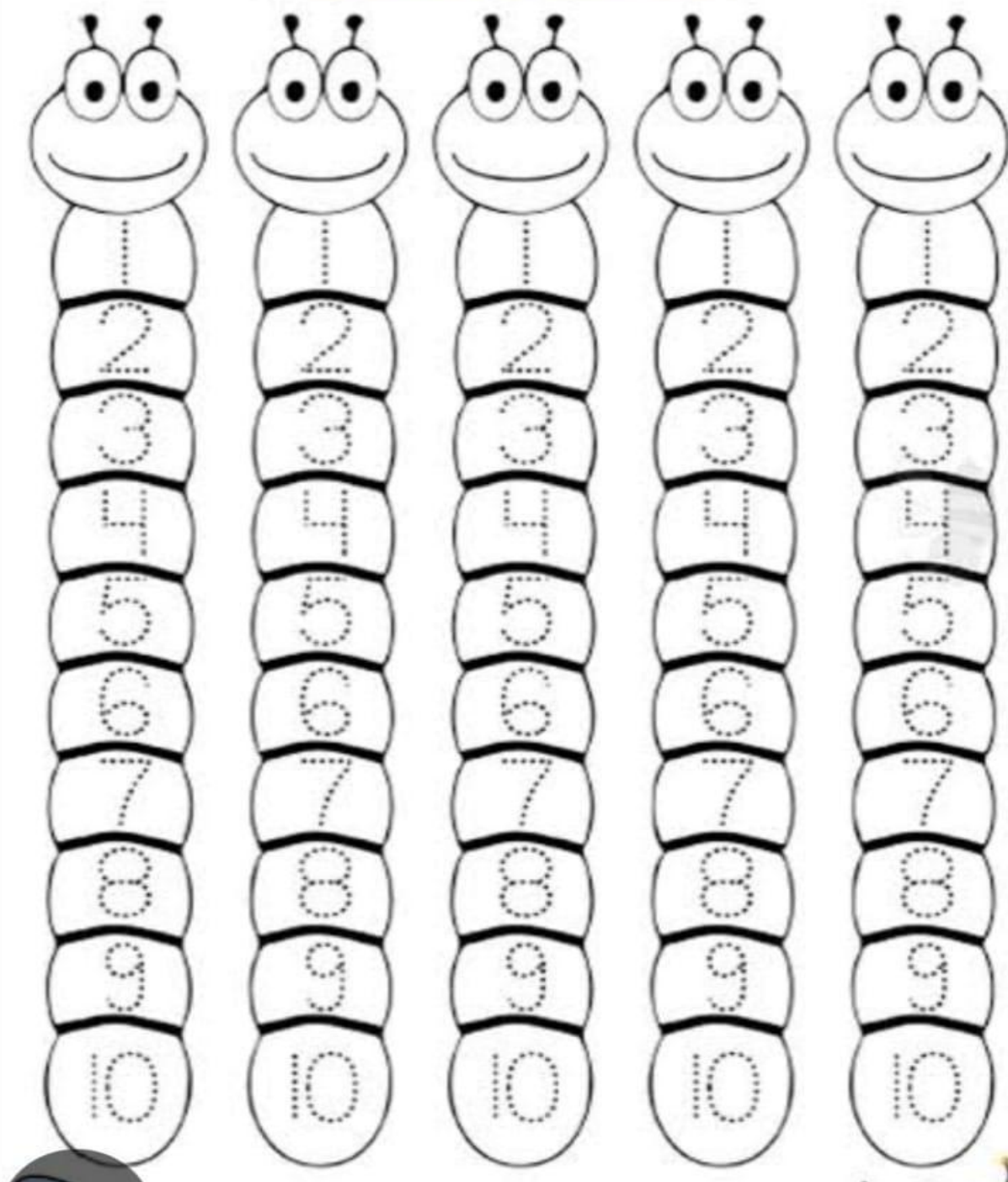
ई ई ई ई ई

ई ई ई ई ई

MATHS

Name: _____

COUNT & TRACE




Count and colour the correct picture .

1



2




3



4



5



EVS

Name:- _____

Circle the fruits and square the vegetables



Colour the picture beautifully.(Sweet home)

